


# Lake Wangary School 100 Year Fundraiser



## FUNDRAISING FOR A BETTER FUTURE

Purchase and design a paver to be put in Lake Wangary School for our 100 year celebration.



**DONATION OF \$30** PROVIDES YOU WITH A PERSONALISED ENGRAVED PAVER TO BE LAKE WANGARY SCHOOL IN RECOGNITION OF YOUR CONTRIBUTION AND SUPPORT TO OUR 100 YEAR CELEBRATION.

PLEASE FOLLOW INSTRUCTIONS AND COMPLETE DRAWING ON ATTACHED PAGE TO SUCCESSFULLY GENERATE A QUALITY PAVER DRAWING.

(ORGANISERS – PLEASE ENSURE THIS IS PRINTED ON 2 PAGES – NOT SINGLE SHEET FRONT AND BACK)

### OFFER CLOSES 31/05/2021

#### CONTACT DETAILS AND PAYMENT OPTIONS :

Name	Phone	Donation Amount
<input type="text"/>	<input type="text"/>	\$ <input type="text"/>

Payment Options (please circle) : **CASH** **CHEQUE** **CARD**

Cheques to be made out to : Lake Wangary School


Credit Card Payments Option : Credit Card Type (please circle) **Visa** / **Master Card**

Name on Credit Card :

Credit Card Number	Expiry Date	CRC Number
<input type="text"/>	<input type="text"/>	<input type="text"/>

# Lake Wangary School


## 100 Year Fundraiser



### INSTRUCTIONS FOR HAND DRAWN PAVERS

Follow these simple **RULES** to produce a quality engraved paver

- Use only a quality **BLACK** marker pen with a tip size **NO LESS THAN 2MM THICK**. Check with test line at the bottom of the page.
- We recommend an **ARTLINE 70** or **SHARPIE** bullet point markers available at most stationery stores or supermarkets.
- **DO NOT USE BALL POINT PENS, PENCILS, CRAYONS OR COLOURED MARKERS.**
- If you are drawing over a pencil sketch, ensure that all pencil marks have been erased.
- Keep drawing and text large and simple. Do not use fine details, as they will not appear on the finished product.
- Do not use digital images. The engraving process has been setup for hand drawn images only.



#### GOOD DRAWING SAMPLE

- Simple sketch
- Large writing
- Thick Lines



#### POOR DRAWING SAMPLE

- Digital Drawing
- Used Pen
- Thin lines

#### DRAW WITHIN THE DOTTED LINE BOX BELOW.

Anything drawn outside the box will NOT be engraved

(ORGANISERS – PLEASE PHOTOCOPY AND SEND ORIGINAL TO DESIGN A BRICK)



NAME (same as form):